

OCTO CREDIT VALUE - C

Management report - April 2025

ADVERTISING COMMUNICATION - Please refer to the prospectus and key information document of the investment fund before making any final investment decision,

AMPLEGEST

Share C - FR0013192622

NET ASSET VALUE (NAV) : 1187.33 EUR
ASSET UNDER MANAGEMENT : 273.85 million

INVESTMENT COMMENTARY

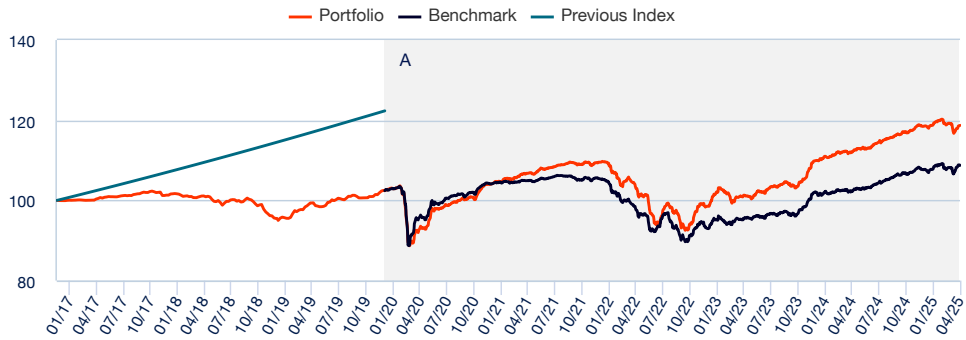
Have the markets already shaken off Liberation Day? It's hard not to be tempted to say so at the end of April, when equity indices show that the markets, true to their optimistic bias, seem to have resolutely "bought" the end of the US administration's tariff escalation, in the face of the 47th POTUS's multiple U-turns since April 2. Even though the average tariffs imposed by the USA are still over 20% (compared with 2. 4% in 2024), the initial announcements of "reciprocal" tariffs are essentially only on a 90-day pause, and companies are constantly showing off their difficulties in navigating the all-too-artistic vagueness of the present day, the gale that swept through the markets for most of April seems a long way off... at least, beyond equities, in terms of iTraxx index levels: Over the period, the X-Over will have deviated by just 22 bp, compared with 5 bp for the Main. In fact, the performance of cash credit indices over the period points to a slightly more pessimistic reality, that of a rise in end-investors' risk aversion as the scenario of slowing global growth takes shape. The contrast between the performance of the sovereign & IG indices (+1.95% and +1.19% respectively) and that of the HY (+0.15%) and Hybrid (+0.38%) indices over the period bears witness to this, in addition to the 30bp tightening of all eurozone 10-year sovereign rates.

The Octo Cr dit Value fund's under-sensitivity to interest rates prevented it from benefiting as much as its benchmark from this "flight to quality" movement; at the same time, its exposure to bonds less represented in bond indices prevented it from taking full advantage of the rebound observed in these same indices at the end of the month. As a corollary to this underperformance, the increase in the yield premium over the period - it reached 200 bp compared to the average BBB bond - on an average maturity of 3.6 years, nevertheless opens additional performance potential for this fund (as it recovers).

Despite market volatility and the widening of trading ranges limited arbitrage opportunities, we were able to take advantage of the spread widening (of over 100bps for some) to take new positions on high-yield issuers such as BOELST 5.75 2030 at 5.75% yield, or BENTELER 9.375% 2028 at 8.25% yield. We also took advantage of the widening of spreads on the dollar market relative to the euro market to position ourselves in dollar-denominated issues such as TELENET 5.5% 2028 at over 5% yield including currency hedging, i.e. 80bps better than its euro issue. Lastly, as the economic outlook remains uncertain, particularly in view of the US administration's relentless reversals on trade policy, we have temporarily reduced the portfolio's credit duration and are maintaining a cash and cash-equivalent position of around 9% that can be rapidly called upon in the event of further episodes of volatility.

	YTD	1 month	3 months	6 months	1 year	3 years	Since
Since	31/12/2024	31/03/2025	31/01/2025	31/10/2024	30/04/2024	29/04/2022	16/12/2016
Portfolio	0.15%	-0.21%	-0.51%	1.63%	5.98%	15.27%	18.73%
Benchmark	0.93%	0.67%	0.29%	2.14%	6.36%	11.36%	-

PERFORMANCE



A : Before the 31/12/2019, the benchmark was EONIA +7% (Previous Index in the graph above). Since January 1, 2020, the benchmark is a composite of : 50% Markit IBOXX EUR Liquid Corporates Diversified Index and 50% Markit IBOXX EUR Liquid High Yield Index

	JAN	FEB	MAR	APR	MAY	JUN	JUL	AUG	SEP	OCT	NOV	DEC	AN
2020	0.54%	-1.37%	-11.54%	4.15%	1.58%	2.92%	0.97%	0.74%	0.67%	-0.01%	3.36%	0.70%	1.79%
2021	0.23%	0.46%	1.01%	0.70%	0.31%	0.75%	0.52%	0.46%	0.35%	-0.42%	-0.22%	0.81%	5.07%
2022	-0.98%	-2.78%	-0.02%	-2.30%	-1.62%	-6.91%	3.35%	0.01%	-4.36%	0.94%	4.78%	-0.11%	-10.06%
2023	3.56%	-0.15%	-1.38%	0.81%	-0.35%	1.12%	1.40%	0.45%	0.27%	-0.40%	2.77%	3.06%	11.59%
2024	0.95%	0.23%	0.82%	-0.10%	0.71%	0.16%	1.57%	0.61%	0.81%	0.35%	1.15%	0.32%	7.83%
2025	0.66%	0.78%	-1.07%	-0.21%	-	-	-	-	-	-	-	-	0.15%

INVESTMENT OBJECTIVE

Octo Cr dit Value is a flexible international fund, which focuses on an innovative process of creating value in corporate credit. The objective is dual :

- Provide the possibility of decorrelation from traditional indices and bond funds
- Propose expectations of a significant performance, based primarily on security gains and improved corporate credit quality.

In order to outperform its performance indicator over a 3-year investment horizon, the fund invests primarily in bonds that benefit from a temporary discount in relation to their intrinsic value while limiting interest rate and exchange rate risk to a minimum.



RISK AND RETURN

	1 year	3 years
Volatility PTF	2.47%	4.95%
Volatility BENCH	2.50%	4.39%
Sharpe ratio PTF	1.06	0.43
Sharpe ratio BENCH	1.28	0.23
Max. drawdown	-2.95%	-10.16%
Recovery time	-	112
Best month % PTF	1.57%	4.78%
Best month % BENCH	1.43%	4.44%

	PTF	REF
Average maturity (year)	3.60	4.69
Average rating	BBB-	BBB-
Yield to maturity	4.97%	4.39%
Yield to worst	4.68%	4.04%
Spread duration	2.36	3.58
Modified duration	2.91	3.43
Number of issuers	111	-
Number of holdings	145	-

DIVESTMENT DELAY

% in day	94.25%
% in 3 days	99.90%
% in 5 days	100%

CONTACT

AMPLEGEST

50, boulevard Haussmann
75009 Paris

www.amplegest.com

SAS au capital de 1 638 790  
RCS Paris 494624273
Code NAF 6630Z

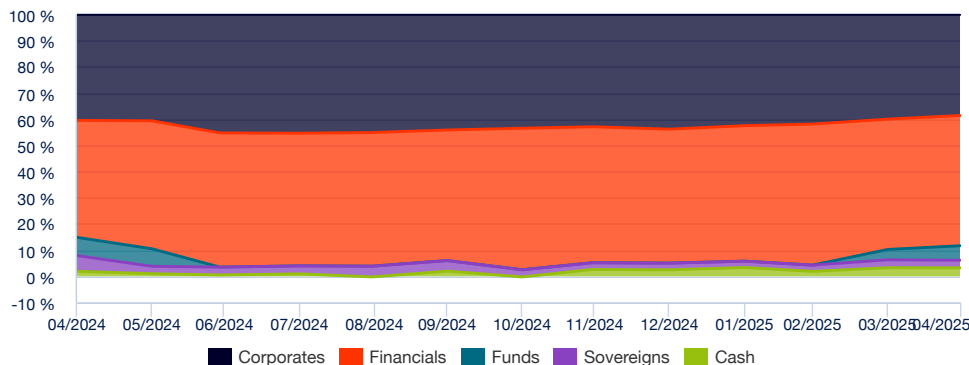
Agr ment AMF n  GP07000044
Num ro d'immatriculation ORIAS : 08 046 40

Morningstar rating  

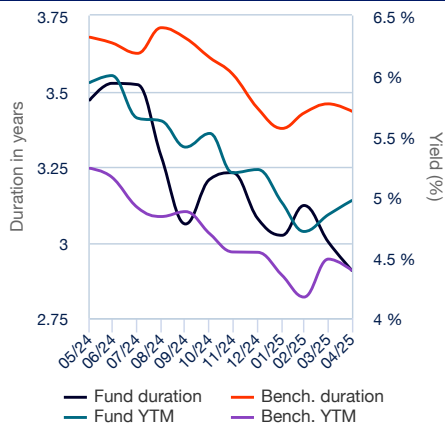
Morningstar Overall Rating 5 stars



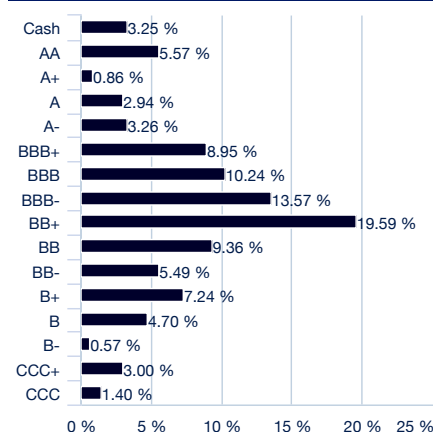
EVOLUTION OF THE PORTFOLIO STRUCTURE



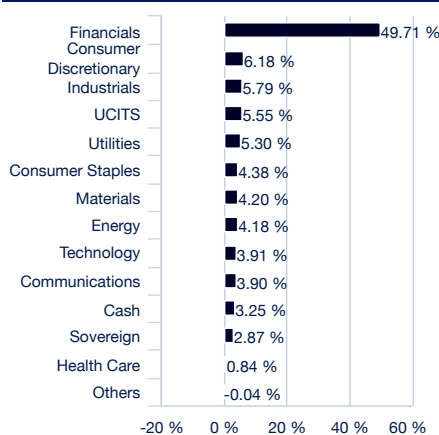
HISTORICAL DURATION/YIELD



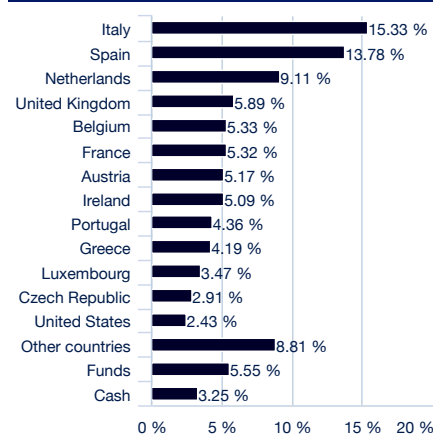
BREAKDOWN BY RATING



BREAKDOWN BY SECTOR



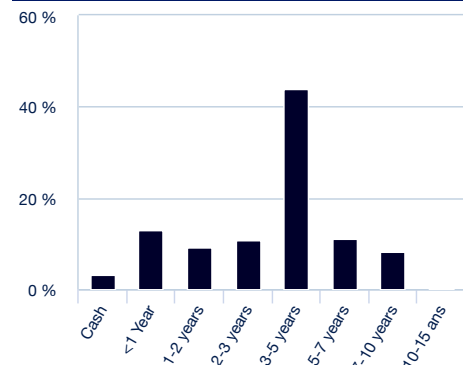
GEOGRAPHIC ALLOCATION



TOP 10 ISSUERS

	% Ptf
ABANCA CORP BANCARIA SA	1.29%
CAIXA ECO MONTEPIO GERAL	1.27%
UNICAJA BANCO SA	1.24%
ALPHA SERVICES AND HOLDINGS SA	1.20%
BANCO SANTANDER SA	1.19%
BANCO DE SABADELL SA	1.18%
BANCO DE CREDITO SOCIAL COO SA	1.18%
ATHORA HOLDING LTD	1.16%
VOLKSBANK WIEN AG	1.14%
BANK OF IRELAND GROUP PLC	1.14%

BREAKDOWN BY MATURITY



BREAKDOWN BY COUPON TYPE

	% Ptf
Variable	48.30%
Fixed	36.54%
Floating	2.65%
STEP CPN	1.80%
Zero-coupon	1.08%
PAY-IN-KIND	0.87%

NET CURRENCY EXPOSURE

	% Ptf
EUR	96.48%
USD	3.00%
AUD	0.44%
CHF	0.04%
Others	0.03%

NET EXPOSURE ON DERIVATIVES

	Expo% Ptf
Bond Futures	2.59%
Total	2.59%

ISIN code	FR0013192622
Bloomberg code	OCTQVC.FP
Approval date	19/08/2016
Approval reference	FCP20160257
Fund structure	Mutual Fund (FCP)
Frequency of NAV calculation	Daily
Dealing times	11:00
Redemption Date	D+3
Custodian	SGSS - Paris

Type of shares	Capitalization
Decimalisation	Thousandth of a unit
Minimum (initial) investment	100000 €
Subscription fees	5 %
Ongoing charges	0.00%
Fee on outperformance	20 %
Exit charge	-
Benchmark	50% MARKIT IBOXX EUR LIQUID HIGH YIELD + 50% MARKIT IBOXX EUR LIQUID CORPORATES DIVERSIFIED TRI
Recommended investment horizon	3 years

This is an advertising communication. It does not constitute a binding contractual document or an information document required by law, and is not sufficient for making an investment decision. Please refer to the Prospectus and Key Information Document before making any final investment decision. This document is a promotional document intended for non-professional clients within the meaning of the MiFID II Directive. This document is a simplified presentation tool and does not constitute an offer to subscribe or investment advice. The information presented in this document is the property of Amplegest. It may not be distributed to third parties without the prior consent of Amplegest. Tax treatment depends on the individual's situation, is the responsibility of the investor, and remains at their expense. The Key Information Document and the prospectus must be provided to the investor, who must read them before subscribing. All of the Fund's regulatory documents are available free of charge on the management company's website www.amplegest.com or upon written request to contact@amplegest.com or sent directly to the company's registered office at 50 boulevard Haussmann - 75009 Paris. Investments in Funds involve risks, including the risk of capital loss, which may result in the loss of all or part of the initial amount invested. Amplegest may receive or pay remuneration or retrocession in connection with the Fund(s) presented. Amplegest cannot be held liable to any person for any loss or damage, direct or indirect, of any nature whatsoever resulting from any decision taken on the basis of the information contained in this document. This information is provided for informational purposes only, in a simplified form, and is subject to change over time or modification at any time without notice. Past performance is not a reliable indicator of future performance. Any complaints may be addressed, free of charge, either to your usual contact person (within Amplegest) or directly to Amplegest's Compliance and Internal Control Officer (RCCI) by writing to the company's registered office (50 boulevard Haussmann, 75009 Paris, France). In accordance with Article 314-76 of the AMF's General Regulations, clients may, upon request, receive details of the remuneration relating to the marketing of the product. For the attention of Swiss investors: The representative in Switzerland is 1741 Fund Solutions AG, Burggraben 16, 9000 St. Gallen (email: representation@1741group.com, tel: +41 58 458 48 00, fax: +41 58 458 48 10, website: 1741group.com). The paying agent in Switzerland is Tellico Ltd, Bahnhofstrasse 4, 6430 Schwyz (email: anlagen@tellico.ch, tel: +41 58 442 40 00, web: www.tellico.ch). The fund is marketed exclusively to qualified investors pursuant to Article 120 §4 of the Swiss Collective Investment Schemes Act (CISA), as amended on January 1, 2020.